

Bike Safety Check Form

Your bike must be in a roadworthy condition before you will be allowed out on the road. Please use this form to check your bike.

Frame and Forks

There should be no cracks or excessive rust on the frame. If there are then the bike should be checked at a bike shop.

The frame is:

- Cracked
- Bent
- Very rusty
- OK

Saddle

You should be able to sit on the saddle and touch the ground with the balls of both feet. The safety mark on the seat post should not be visible and the saddle should be tight.

Handlebars

The bars should be tight and not move up or down or sideways. The safety mark on the stem should not be showing.

	Bars	Saddle
Loose	<input type="checkbox"/>	<input type="checkbox"/>
Too low	<input type="checkbox"/>	<input type="checkbox"/>
Too high	<input type="checkbox"/>	<input type="checkbox"/>
Safety mark visible	<input type="checkbox"/>	<input type="checkbox"/>
Correct	<input type="checkbox"/>	<input type="checkbox"/>

Brakes

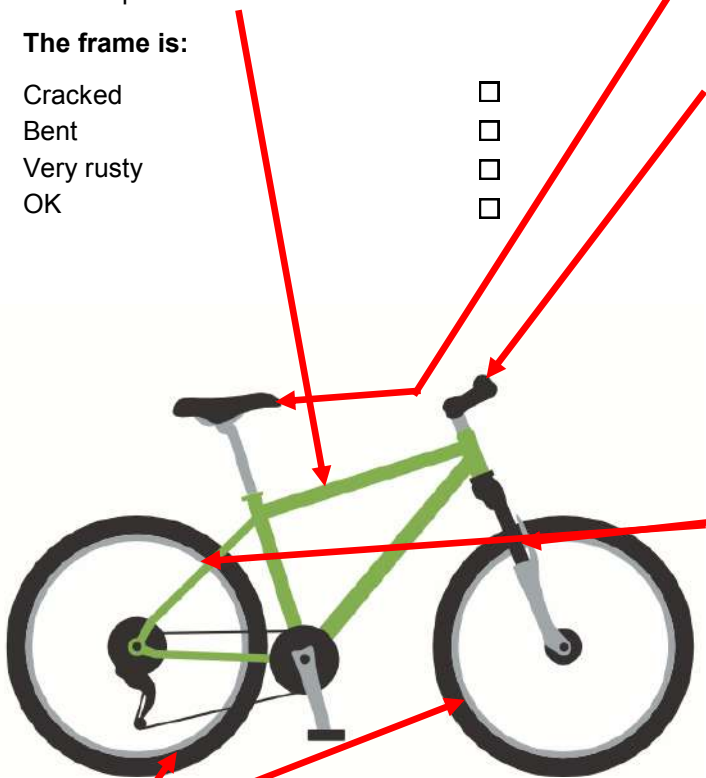
There are two main types in current use – rim brakes and disc brakes.

For rim brakes, check that the brake blocks are not badly worn and that they align squarely with the rim.

For disc brakes, check that the disc is not bent or otherwise fouling the brake pads.

For both types, check that the brake levers are not too stiff or out of reach for your hands. Check that the brake cables are securely attached and not excessively frayed or rusty.

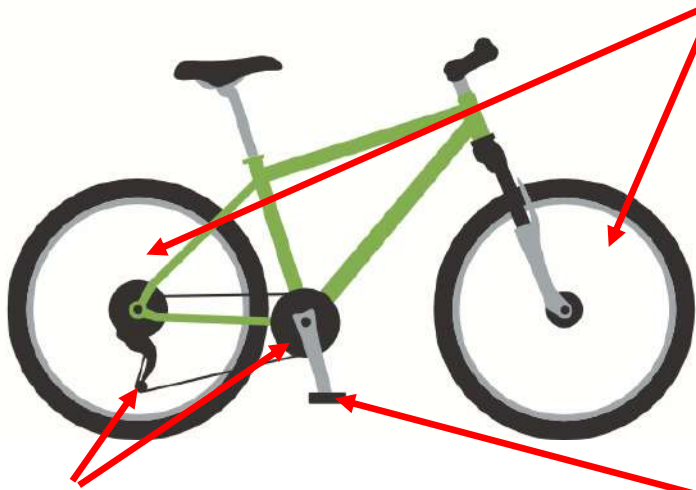
	Front	Back
Do not work	<input type="checkbox"/>	<input type="checkbox"/>
Have blocks that are:		
- missing	<input type="checkbox"/>	<input type="checkbox"/>
- very worn	<input type="checkbox"/>	<input type="checkbox"/>
- not square with the rim	<input type="checkbox"/>	<input type="checkbox"/>
Have a disc which is:		
- Bent	<input type="checkbox"/>	<input type="checkbox"/>
- Rubbing the pads	<input type="checkbox"/>	<input type="checkbox"/>
Have out of reach levers	<input type="checkbox"/>	<input type="checkbox"/>
Have loose or badly frayed cables	<input type="checkbox"/>	<input type="checkbox"/>
Work correctly	<input type="checkbox"/>	<input type="checkbox"/>



Tyres

Check the tyres to see if they are pumped up enough by squeezing their sides. Check that there are no worn patches or splits.

Tyres:	Front	Back
Need pumping up	<input type="checkbox"/>	<input type="checkbox"/>
Are badly worn	<input type="checkbox"/>	<input type="checkbox"/>
Are in good condition	<input type="checkbox"/>	<input type="checkbox"/>



Wheels

Check that both wheels run freely by spinning the wheel; if it does not spin but rubs against the brake blocks, you may need to get the wheel straightened or the brakes adjusted. Check that nuts or quick release levers that hold the wheel in place are tight.

The wheel is:

- Rubbing
- Loose
- Has spokes missing
- OK

Gears

Check that all gears can be engaged and that the chain does not get thrown off from the sprockets on the rear wheel.

The gears:

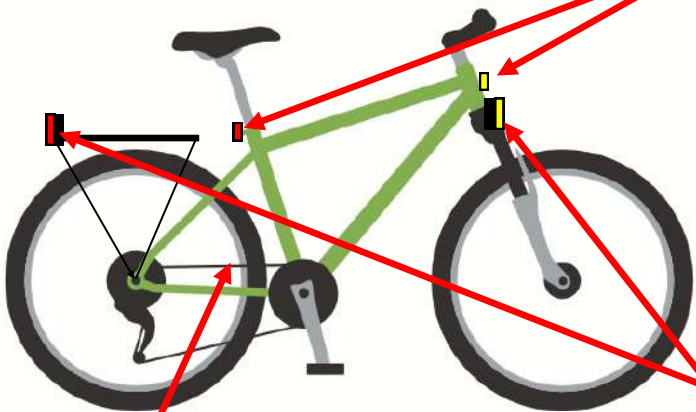
- Are damaged
- Have badly frayed cables
- Will not change easily
- Throw the chain off
- Work well

Pedals

Check that the pedals are fixed on tight and spin freely.

The pedals are:

- Loose
- Damaged
- Not turning
- Correct



Reflectors

Check that there is a white reflector at the front and a red one at the rear. Check that they are clean, fixed securely and pointing in the right direction.

The reflectors are:

- | | Front | Back |
|-----------|--------------------------|--------------------------|
| - Dirty | <input type="checkbox"/> | <input type="checkbox"/> |
| - Loose | <input type="checkbox"/> | <input type="checkbox"/> |
| - Missing | <input type="checkbox"/> | <input type="checkbox"/> |
| - Correct | <input type="checkbox"/> | <input type="checkbox"/> |

Chain

Check that the chain is not very rusty and that none of the links are seized up owing to a lack of oil.

The chain is:

-
- In need of oil
- Very rusty
- In good condition

Lights

If riding at dusk or at night, your bike must be fitted with a white light at the front and a red light at the rear. If lights are fitted, check that they work, are fitted securely and point in the right direction.

Lights are:

- | | Front | Back |
|---------------|--------------------------|--------------------------|
| - Not fitted | <input type="checkbox"/> | <input type="checkbox"/> |
| - Not working | <input type="checkbox"/> | <input type="checkbox"/> |
| - Dim | <input type="checkbox"/> | <input type="checkbox"/> |
| - Loose | <input type="checkbox"/> | <input type="checkbox"/> |
| - OK | <input type="checkbox"/> | <input type="checkbox"/> |